



Tips, Tricks & Facts!

Picking the Right Dog for Your Family



While you're at the shelter, keep in mind that the dogs may be stressed out, and a dog's true colors may not show until he/she is away from the shelter environment. So, if you walk past a kennel with a dog who isn't trying to get your attention, don't count him/her out. They may just be a little scared or lonely. Ask questions of the employees, but remember, not all shelter dogs will have a known history.

Age – You may be thinking about getting a puppy, but young dogs usually require much more training and supervision. If you lack the time or patience to housetrain you pup or to correct problems like chewing and jumping, an adult dog may be a better choice.

Personality – Although an active, bouncy dog might catch your eye, a quieter pooch might be a better math if you just want a TV and hang-out buddy.

Kids – In general, a friendly dog who likes to be touched and is not sensitive to handling and noise is a dog that will probably thrive in a house full of kids. If you get a puppy for your kids, remember that puppies can be fragile and that, regardless of the dog's age or breed, you will want to supervise his/her interactions with children.

Animal Friendly – If you have other pets at home you will want to make sure they will get along with your potential new family member. We do offer pet testing with our dogs, as long as you currently have an approved Dog Adoption Form on file for the specific dog you are interested in.

Life Style – We all live different lifestyles, some busy and some more laid back. It is important to take your lifestyle into consideration when choosing a dog.





Tips, Tricks & Facts!



How to Care for Your New Family Member

A dog can be a wonderful addition to any family, but it is very important to keep your dog's health and happiness a top priority! Below are some useful tips for all dog owners:

Feeding

- Puppies 8-12 weeks old need four meals a day.
- Puppies 3-6 months old need three meals a day.
- Feed puppies 6 months-1 year old two meals a day.
- Once a dog reaches 1 year of age, one meal a day is usually enough.
- For some dogs, including larger breeds or those prone to bloat, it's better to feed two smaller meals.

High quality dry food provides a well –balanced diet for adult dogs and may be mixed with water, broth or canned food. Limit people food, because it can result in vitamin and mineral imbalances, as well as bone and teeth problems and even obesity. Clean, fresh water should be available at all times, and be sure to wash food and water dishes frequently.

Exercise

Dogs need exercise to burn calories, stimulate their minds, and to stay healthy. Individual exercise needs vary based on breed, sex, age and level of health. Keeping your dog active can help prevent your dog from being bored, which can lead to destructive behaviors. Interactive dog toys are also great for your dog. Weather conditions are not always in our favor when it comes to playing outside with our pets, so the more toys the better! Most dogs enjoy fetch, swimming, going for walks/runs, tug-of-war and interactive dog toys.

Grooming

Most dogs don't need to be bathed more than a few times a year, but we all know some dogs get muddy/dirty when playing. Dirt will stick to soap residue if not rinsed thoroughly. Before you bathe your dog, be sure to comb or cut out all mats from the coat. Also, check for fleas and ticks daily during warm weather months. The best way to help keep your dog clean and reduce shedding is to frequently brush your dog.

Housing

Your dog needs a warm, quiet place to rest. A crate or dog bed is ideal, so be sure to wash bedding often. If your dog will be spending a lot of time outdoors, be sure she has access to shade and plenty of cool water in hot weather, and a warm, dry, covered shelter when it's cold.

Vaccinations/ Vet Care

Your dog benefits greatly from receiving a number of vaccinations. It is your responsibility to make sure you keep your pet up to date on all vaccines, most importantly Rabies. Please make sure you arrange this through a licensed veterinarian. Regular check-ups are just as important for our furry family members as they are for us, so please be sure to take the time and get your pet their regular check-up.





Tips, Tricks & Facts!

After Adoption...



Licensing & Identification

Toys

Food

Dog Proofing Your Home

Food & Water Dishes

Meeting the Children

Crate Training

Meeting Other Pets





Tips, Tricks & Facts!

Licensing & Identification

Fairfield County, by [law](#), enforces dog licensing. You can purchase your dog license at The Fairfield County Dog Adoption Center & Shelter, [Online](#), or at the [Auditor's Office](#). This is the best way to get your dog back home if it becomes lost. There are many advantages to making sure your dog is currently licensed. To learn more about the advantages of licensing your dog please visit our [licensing page](#).





Tips, Tricks & Facts!

Food



Changing a dog's food abruptly can cause diarrhea, sometimes for several weeks. Dogs can also have allergic reactions, so it is important to pay close attention when changing your dog's food. Visit the [ASPCA Online](#) for more Information!



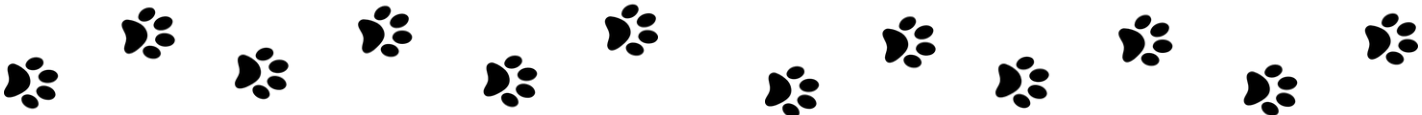


Tips, Tricks & Facts!

Food & Water Dishes



Pick a spot and leave them in the same place so your dog knows exactly where to go for water. Make sure the water bowl is clean and has fresh water at all times. We recommend cleaning the bowls weekly. Visit the [ASPCA online](#) for more information!

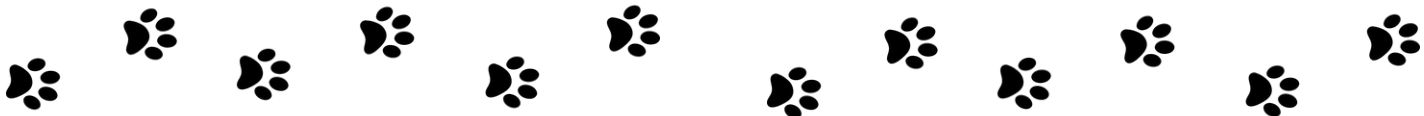




Tips, Tricks & Facts!

Crate Training

Crates make the adjustment period less stressful for you and your new family member. The crate should be big enough for your dog to stand up, turn completely around and lie down. Fill the crate with a bed and some toys. This should be a safe place for your dog. For more information visit the [ASPCA online!](#)





Tips, Tricks & Facts!

Toys

Safe toys help dogs ease stress and, of course, have fun! Learn more about specific toys and uses for different types visit [Paws.org](https://www.paws.org)





Tips, Tricks & Facts!

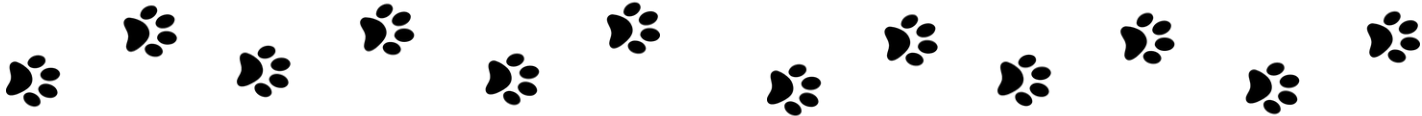
Dog Proofing Your Home

DANGEROUS HOUSEHOLD ITEMS

that could harm your furry friends

Chocolate Toxic to Dogs and Can Cause Death	Walnuts Nervous System and Muscle Damage	Macadamias Nervous System and Muscle Damage	Cooked Bones Can Splinter in Stomach and Cause Lacerations
Dairy Upset the Dog's Stomach	Caffeine Vomiting, Hypothermia and Death	Avocado Contains Persin: Causes Upset Stomach, Diarrhea and Vomiting	Alcohol Coma and Death
Grapes & Raisins Liver Failure and Death	Xylitol Found in Gum and Candy. Causes Liver Failure and Death	Azaleas & Lillies Upset Stomach, Tremors, Coma, and Death	Mushrooms Especially in Wild Varieties. Causes Shock and Death
Ethylene Glycol Found in Antifreeze and Motor Oils. Causes Kidney Failure	Onions & Garlic Red Blood Cell Damage	Medicine/Vitamins Kidney Failure, Vomiting, and Seizures	Cleaners/Insecticides Vomiting, Seizures, and Difficulty Breathing

Even if your dog is older, curiosity can get the better of him. Always check for any potential dangers. Electrical cords, poisonous houseplants, and any item small enough to swallow are just a few of the things that should be out of his reach. Learn more through [ASPCA online!](https://www.aspca.org)





Tips, Tricks & Facts!

Meeting the Children

The kids are probably beside themselves with excitement about the new dog. They probably can't wait to play with him and show him just how much they love him. Prepare your children ahead of time so that they understand the boundaries.

- Let your children meet the new dog BEFORE he comes home.
- When the new dog does come home, keep him on a leash and have your children sit down to say hello. Sitting will help them be calmer which will help your dog be more relaxed.
- Always supervise children with dogs, no matter how small the dog. This is for the safety of your dog and child.
- Teach your children not to pinch, pull, or squeeze the dog.
- If your dog is nervous, ask the children to give him a break until he gets comfortable with them.
- Don't let children feed your new dog until he is settled in.
- Don't let your children take the dog's toys, and don't let your dog take the children's toys.
- Don't let children walk the dog without adult supervision.
- Do not allow children to touch the dog when the dog is eating.
- Make sure children do not jump or play on a sleeping dog.
- Set up a "safe" place for your new pet that is off limits to children. A crate is great for this purpose. Instruct the children not to try and play with him when he is in his safe place.

For more information visit the [ASPCA online!](#)






Tips, Tricks & Facts!

Meeting Other Pets

Hopefully, the pets you already have are just as excited about the new addition as you are. Here are some tips to help make sure of it!

- Let your pet meet the new dog **BEFORE** he comes home, if possible.
- When the new dog comes home, re-introduce all pets outside. A front or back yard is a great spot to re-introduce the pets. Keep them on a leash when introducing.
- Don't change the routine for the resident pet.
- Crate the new dog periodically to give your resident pet a break, especially if he seems stressed or annoyed with the new dog.
- Spend time individually with the new dog and the resident.
- Enforce the rules right away with the new dog. Dogs thrive on rules and consistency. It makes them anxious if another pet breaks the rules.
- Supervise all interactions. Observe all pets for signs of stress and separate them to give them a break.

For more information visit the [ASPCA online!](#)





Tips, Tricks & Facts!

Importance of Vet Care

We all understand the importance of having routine check-ups for our children and families, but what about our dogs? Dogs age faster than we do, which makes regular visits to the veterinarian even more important. Dogs can have health issues and these routine appointments can help prevent or make an early diagnosis of problems.

Routine
Testing



Vaccines



Spay & Neuter



Microchipping

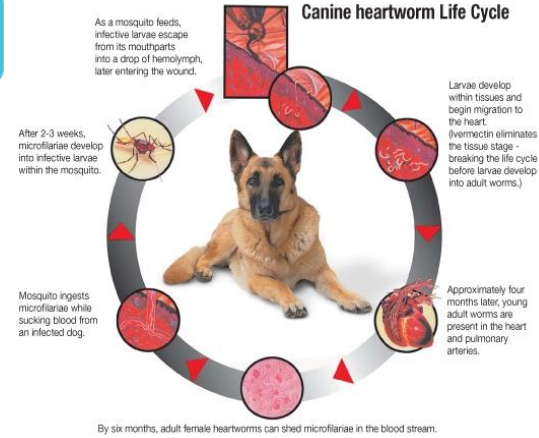




Tips, Tricks & Facts!

Routine Testing

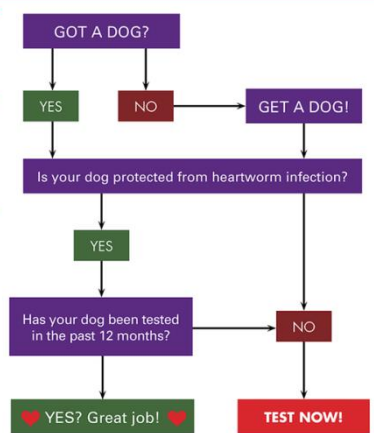
As the saying goes, an ounce of prevention is worth a pound of cure! Heartworm prevention and routine deworming are important components of wellness care and can prevent diseases that are not only life-threatening, but very expensive to treat. Speak directly with your Vet to set up a care plan for your dog.



DOES MY DOG NEED A HEARTWORM TEST?



A heartworm test only takes **1 MINUTES** in your veterinarian's office.





Tips, Tricks & Facts!

Vaccines

Vaccines are products designed to trigger protective immune responses and prepare the immune system to fight future infections from disease-causing agents. Experts agree that widespread use of vaccinations within the last century has prevented death and disease in millions of animals. Vaccinations protect your pet from highly contagious and deadly diseases and improve your pet's overall quality of life. Visit [ASPCA online](http://www.aspca.org) for more information.

5 Reasons to Vaccinate

1. Vaccinations prevent many pet illnesses.
2. Vaccinations can help avoid costly treatments for diseases that can be prevented.
3. Vaccinations prevent diseases that can be passed not only from animal to animal but also from animal to human.
4. Diseases prevalent in wildlife, such as rabies and distemper, can infect unvaccinated pets.
5. Many areas, local or state ordinances require certain vaccinations of household pets.

DOG VACCINATION GUIDE





Tips, Tricks & Facts!

Spay & Neuter

Every year, millions of unwanted dogs, including puppies, are euthanized. The good news is that responsible pet owners can make a difference. By having your dog sterilized, you will do your part to prevent the birth of unwanted puppies. Spaying and neutering prevent unwanted litters, help protect against some serious health problems, and may reduce many of the behavioral problems associated with the mating instinct.

Visit [American Veterinary Medical Association](http://AmericanVeterinaryMedicalAssociation.org) online for more information.

BENEFITS *of spaying & neutering* DOGS

SPAYING AND NEUTERING YOUR PET DOG CAN BE THE SINGLE BEST DECISION YOU MAKE FOR HIS OR HER LONG-TERM WELFARE.

 A reduction in the homeless pet population.	 A reduction in cancer prevalence.
 Improvement in overall behavior.	 Adds 1 to 3 years to a dog's life.
 Reduces spraying, marking & roaming.	 Eliminates the cost of unwanted puppies.
 Save a shelter animal's life.	 An overall healthier & happier life for your dog.



The procedure has no effect on the dog's intelligence or ability to learn, play, work or hunt. Some dogs tend to be better behaved following surgical removal of their ovaries or testes, making them more desirable companions.



Tips, Tricks & Facts!

Microchipping

A microchip is a small, electronic chip enclosed in a glass cylinder that is about the same size as a grain of rice. The microchip itself does not have a battery – it is activated by a scanner that is passed over the area, and the radio waves put out by the scanner activate the chip. The chip transmits the identification number to the scanner, which displays the number on the screen. Visit [American Veterinary Medical Association](#) online for more information.



Fact: Dogs with microchips are more than twice as likely to be returned to their owners.

Insertion: Microchips are injected under the skin using a hypodermic needle. It is no more painful than a typical vaccination, although the needle is slightly larger than those used for vaccines. No surgery or anesthesia is required – a microchip can be implanted during a routine veterinary office visit.

Maintenance: Make sure your dog's microchip is registered, and contains current contact information. Ask your veterinarian to scan your pet's microchip at least once per year to make sure the microchip is still functioning and can be detected.

Note: Microchips are great for permanent identification, but nothing replaces a collar with proper up-to-date License and Rabies Tag.



Tips, Tricks & Facts!

Training Tips

Potty Training Tips



Barking



Chewing





Tips, Tricks & Facts!

Potty Training

There is only one acceptable methodology for potty training a dog of any age:
POSITIVE REINFORCEMENT.

Crate training is a great way to start training. Dogs have a natural instinct to keep their “den” clean, so a properly sized crate will create a home base for your dog and keep him from having accidents when you can’t watch him. Use the crate for nap time and bedtime. While indoor elimination solutions like potty pads have their place, using them can actually slow the process down if you plan to eventually have your dog only use the bathroom outside. Setting a feeding schedule and potty schedule can also benefit the process! Treats are a great way to reward your dog for using the bathroom outside. Simply taking your dog outside frequently is a great way for them to get use to using the bathroom outside.





Tips, Tricks & Facts!

Barking

Unfortunately, there is no single reason that dogs vocalize, which means that there's no across-the-board quick fix to stop your dog from barking. Step one is to figure out what it is that makes your dog bark. Below you will find the most common reasons for barking and how to help prevent your dog from barking.

Attention: Invest in some “busy toys”, something to keep your dog entertained. Kong toys are great for this, anything to keep their mind busy.

Territorial: Cut off your dog's visual access to whatever is inciting him outside.

Alarm: A white noise machine is an easy way to cover incidental noises from outside like delivery trucks or people passing by that might trigger an alarm barker.

Frustration: You can take the power out of your dog's demanding barking by completely tuning him out when he barks at you with an agenda. Turn away, walk out of the room or do anything but look at your dog when he engages in attention seeking barking.

Boredom: More exercise and toys are your best option for a bored dog, specifically interactive dog toys.

Fear/Separation Distress: Plug-in diffusers with calming scents such as lavender or chamomile can help sooth your scared pup.





Tips, Tricks & Facts!

Chewing

The most effective way to prevent your dog from chewing is to be attentive. Always keep your eye out to protect him from his own curiosity. If you have to leave your dog alone make sure he is confined in a secure place, such as in a dog crate. Prevention is key, put away all of the things your dog can get into his mouth; even things that appear to be out of reach may be reached by a diligent dog. Choose toys wisely, as many plush animals have pieces that can fall off or be chewed off, becoming a choking hazard. Chewing is often caused by boredom. Invest in toys that are not easily destructed and are interactive to keep your dog busy. Kong toys are a great option! You can put treats, peanut butter, or other things in them to keep your dog busy. You can also give your dog doggie popsicles, frozen wet food or scent toys. The more fun you have coming up with ways to keep your pup entertained the more fun they will have!

